

## Variations



2WD CENTER



4WD AU



2WD MAX



2WD MAX-PLUS



2WD MEGA MAX



4WD MAX



6WD MAX



RT AU

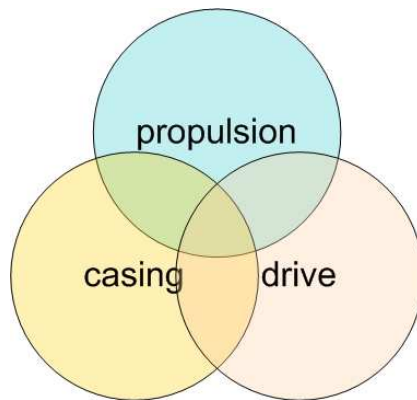


RT MAX

## concept

Cu-chassis-XT is a modular, scalable design for mobile robots. The robot platform is a result of the practice. Originated from different projects, the platform is a result of practical applications out. Built to operate the vehicles can be constructed for different requirements.

Optimized for a straightforward use of Cu-Chassis-XT a solid robot platform in terms of everyday devices. Designed for outdoor use, the platforms can be used in harsh environments. The application can decide how the platforms are designed.



### propulsion

Industrial drives with engines and transmissions

### casing

Closed aluminum housing.

### drive

Wheels, chains and brackets.

The scalable mechanical modules such as **casing**, **motors** and **drive** units make the platform for our tool for individual robot platforms.

# CU-CHASSIS-XT

Customized Robotic platform

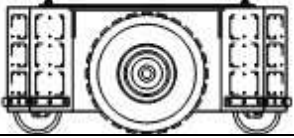


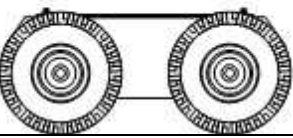
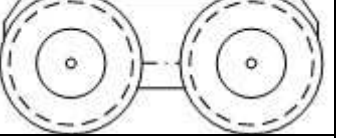


## Directly in use with Cu-Chassis-XT chassis

The requirements for the application decide on how the vehicle is designed and constructed. In addition to the mechanics electronics, software and mechanical parts can be integrated customized and ready for direct use. We build the vehicle to complete.

## standard-vehicles

For vehicle design, there are a number of standard vehicles. These vehicles are each based on an individual vehicle to measure.

vehicle	2WD-CENTER	2WD-MAX	2WD-MEGA-MAX	4WD-AU	4WD-MAX
sketch					
drive concept	2WD	2WD	2WD	4WD 4x4 AWD	4WD 4x4 AWD
dimensions (LxWxH)	595x530x270mm	691x650x300mm	691x900x300mm	620x580x260mm	680x580x300mm
tare <sup>1)</sup>	±25-30kg	±28-32kg	±35-40kg	±30-35kg	±30-45kg
load weight	±50kg	±100kg	±100kg	bis 50kg	bis 50-100kg
total weight	±80kg	±150kg	±150kg	±85kg	±145kg
speed	±5km/h (±1.4m/s)	±3-7km/h (±1-2m/s)	±3-7km/h (±1-2m/s)	±3km/h (±1m/s)	±3-7km/h (±1-2m/s)
ground clearance	50mm	100mm	100mm	70-80mm	90-100 mm
drive wheels	260mm (3.00-4)	300mm (4.00-4)	300mm (4.00-4)	260mm (3.00-4)	300mm (4.00-4)
support rollers	100mm	200mm	200mm	-	-
number of engines	2	2	2	2	2
engine performance	±250W	±500W	±500W	±500W	±500W
operating voltage	24V	24V	24V	24V	24V
battery capacity	14Ah	17Ah	40Ah	12Ah	17Ah
turning radius <sup>2)</sup>	±600mm	±1200mm	±1400mm	±830mm	±920mm
climbing capability <sup>4)</sup>	30°	30°	30°	45°	45°
sound A <sup>3)</sup>	45-50dB	45-50dB	45-50dB	60-65dB	45-50dB
sound B <sup>3)</sup>	60-70dB	60-70dB	60-70dB	60-70dB	60-70dB

1) weight without batteries.

2) Rotate possible on the spot.

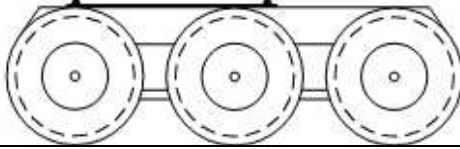
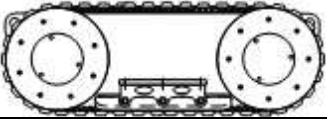
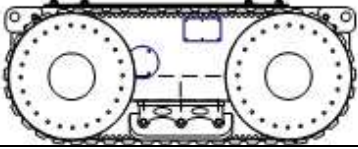
3) Measured at 1 meter.

4) Depending on payload and ground

qualities	techn. qualities	standard extensions
<ul style="list-style-type: none"> <li>- Wind and weather proof</li> <li>- Splash proof</li> <li>- Landforms</li> <li>- noise</li> </ul>	<ul style="list-style-type: none"> <li>- Rugged aluminum construction</li> <li>- Standard tires</li> <li>- Industrial Drives</li> <li>- Chain transmission</li> <li>- Generously sized components</li> </ul>	<ul style="list-style-type: none"> <li>- Bumper</li> <li>- Panels et al for sensors</li> <li>- lifting eyes</li> <li>- Battery charger connector</li> <li>- Vehicle Electronics</li> </ul>

### Adjustment and optimization

The technical characteristics of the vehicles can be customized. The basic vehicles provide a platform for applications optimized respectively.

vehicle	6WD-MAX	RT-AU	RT-MAX
sketch			
drive concept	6WD 6x6 AWD	RT(tracked)	RT (tracked)
dimensions (LxWxH)	1000x650x320mm	595x530x270mm	620x580x260mm
tare <sup>1)</sup>	±45-50kg	±25-30kg	±30-35kg
load weight	±100kg	±50kg	bis 50kg
total weight	±150kg	±80kg	±85kg
speed	±5-10km/h (±1.4-2.7m/s)	±5km/h (±1.4m/s)	±3km/h (±1m/s)
ground clearance	100mm	50mm	70-80mm
drive wheels	300mm (4.00-4)	Tracks 50-80mm	Tracks 50-80mm
support rollers	-	100mm	-
number of engines	2-4	2	2
engine performance	±500W	±500W	±500W
operating voltage	24V	24V	24V
battery capacity	34Ah	28Ah	17Ah
turning radius <sup>2)</sup>	±1300mm	±600mm	±830mm
climbing capability <sup>4)</sup>	45°	45°	45°
sound A <sup>3)</sup>	50-55dB	45-50dB	60-65dB
sound B <sup>3)</sup>	65-75dB	60-70dB	60-70dB

1) weight without batteries.

2) Rotate possible on the spot.

3) Measured at 1 meter.

4) Depending on payload and ground

		Possible extensions
		<ul style="list-style-type: none"> <li>- Encoder (odometry sensors)</li> <li>- Puncture proof tires</li> <li>- Software package RC / serial / BUS /Ethernet</li> <li>- FPV Camera</li> <li>- Tracked flipper</li> </ul>